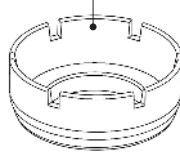
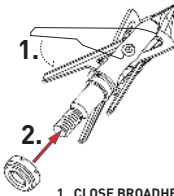


CHISEL TIP SC SHOCK COLLAR INSTRUCTIONS

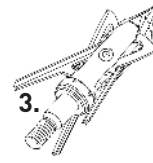
BLADE PLACEMENT ON PETAL



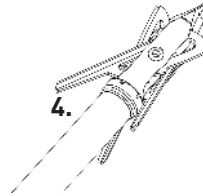
CHISEL TIP SC SHOCK COLLAR



1.



3.



4.

1. CLOSE BROADHEAD BLADES
2. SLIDE SHOCK COLLAR OVER THE THREADED SHAFT OF BROADHEAD
3. ALIGN BLADES TO BISECT SHOCK COLLAR PETALS
4. SCREW BROADHEAD ONTO ARROW AND SNUG ARROW TIGHTLY UP TO SHOCK COLLAR