

SCENT CRUSHER®

Locker Assembly

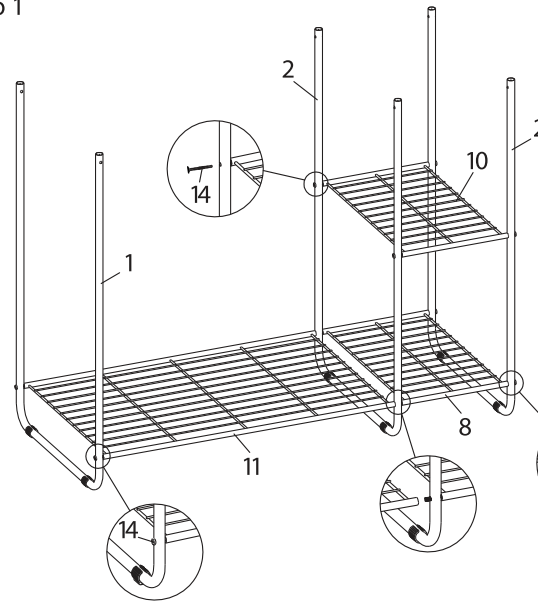
CAUTION: Read manual carefully for proper procedures and operation.

Number	Parts	QTY
1		1
2		2
3		1
4		2
5		2
6		1
7		1
8		1
9		1
10		3
11		2
12		2
13		4
14		19
15		3
16		1

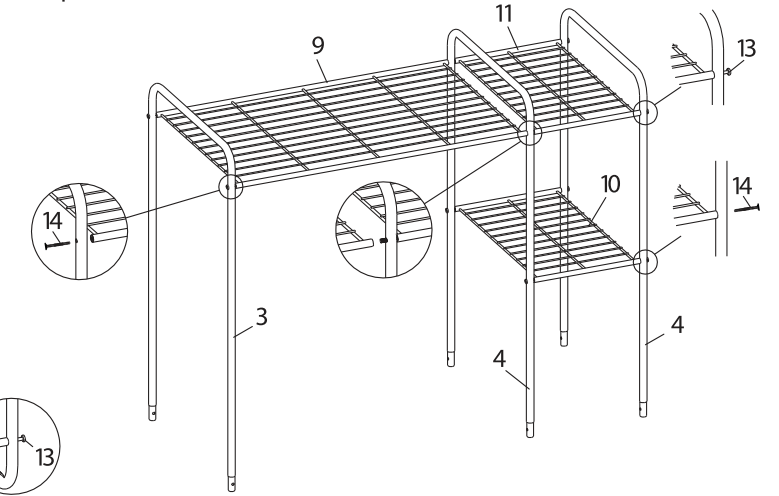


2 YEAR LIMITED WARRANTY

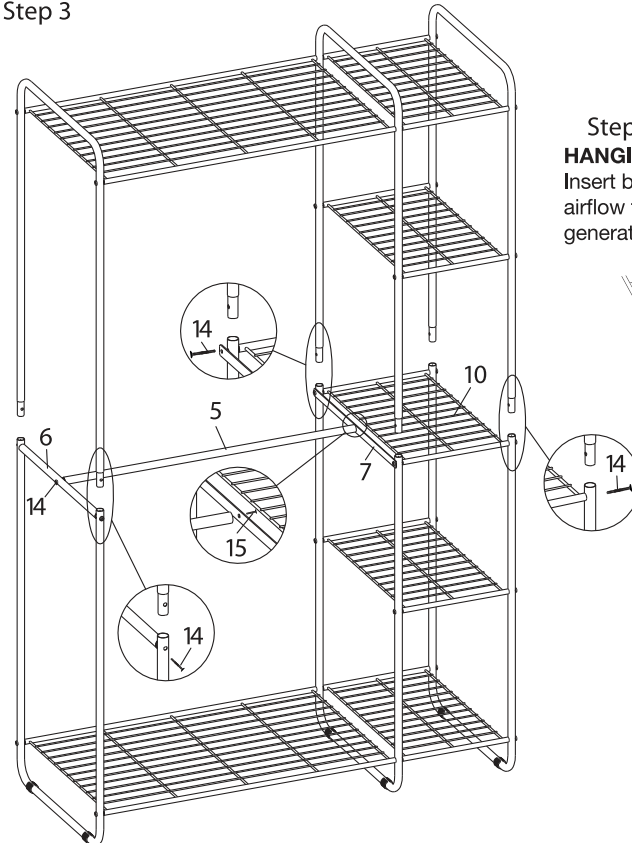
Step 1



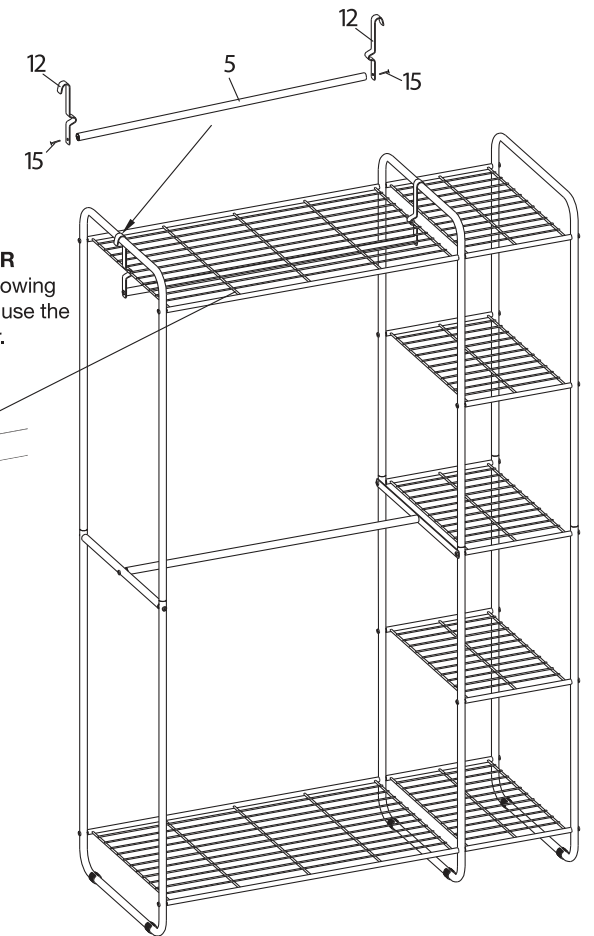
Step 2



Step 3

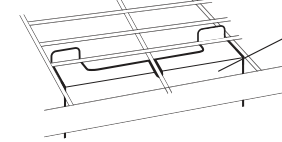


Step 4



Step 5

HANGING OZONE GENERATOR
Insert bracket on the first rung allowing airflow to move properly and still use the generator while inside the Locker.



Team Build Recommended

A division of **MoJack**

Customer Service
1-877-575-3173

Ozone Generator Instruction Manual

CAUTION: Read manual carefully for proper procedures and operation.

USING THE OZONE GENERATOR

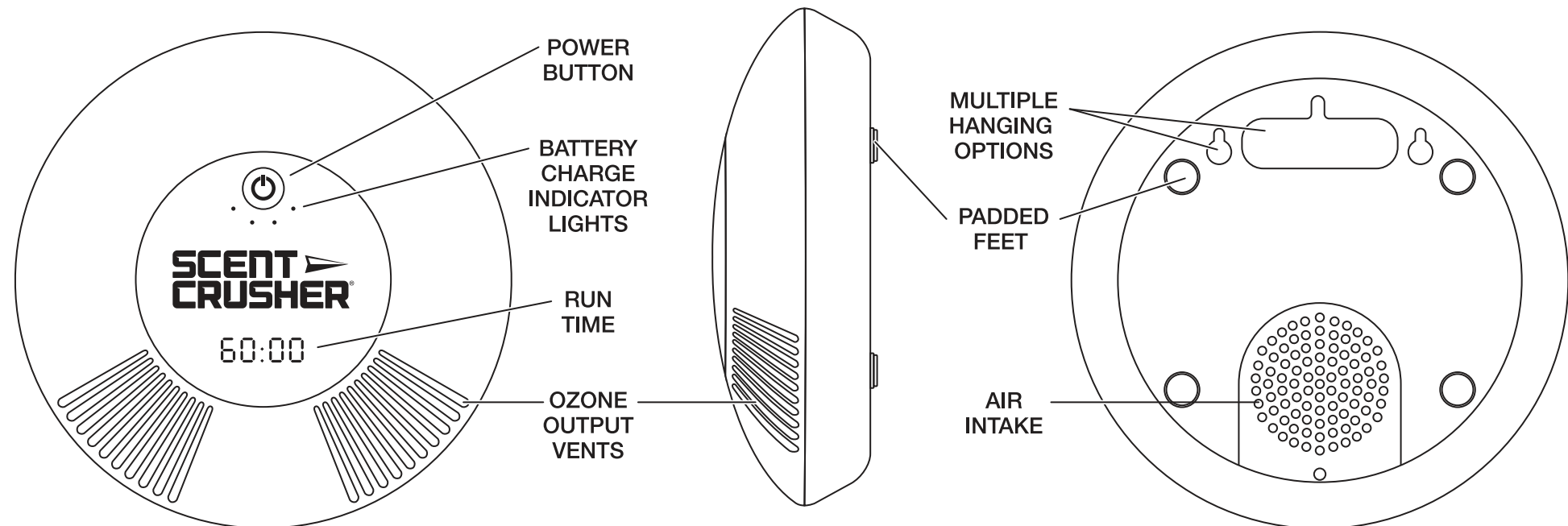
- 1) Press and hold the ON/OFF button for two seconds to turn Ozone Generator ON or OFF.
- 2) Using the POWER button, select the amount of time you wish to run the unit (10, 20, 30 or 60 minutes).

NOTE: If no time is selected after 10 seconds, the unit automatically shuts off.

CHARGING THE OZONE GENERATOR

Insert power cord into the outlet reading "IN DC 12V-24V" on the back of the unit. The charging indicators are as follows:

No Display	0% Charged
One Light	25% - 50% Charged
Two Lights	50% - 75% Charged
Three Lights	75% - 100% Charged
Four Lights	100% Charged



2 YEAR LIMITED WARRANTY

Warranty is void if machine is mistreated or disassembled
Customer Service Line: 1-877-575-3173

Model:	Ozone Generator
Input Vol:	AC 110v / 60Hz – DC 12V
USB Output:	5V
Maximum Ozone Output:	500 mg/h
Battery Voltage:	7.4V

MoJack warrants the product for two years against failure due to defect in material or workmanship when product is used properly. MoJack will replace any defective part at no cost. This warranty does not cover any product that has been altered or adjusted, or any product that has been misused or abused. THIS IS THE CUSTOMER'S SOLE AND EXCLUSIVE REMEDY. MOJACK DISCLAIMS ALL IMPLIED WARRANTIES, INCLUDING THE WARRANTY OF MERCHANTABILITY AND FITNESS FOR A PARTICULAR PURPOSE. MOJACK SHALL NOT BE LIABLE FOR ANY INCIDENTAL OR CONSEQUENTIAL DAMAGES. SOME STATES OR PROVINCES DO NOT ALLOW THE EXCLUSION OR LIMITATION OF THE IMPLIED WARRANTIES OR THE REMEDIES FOR BREACH OF THE IMPLIED WARRANTIES, SO THESE EXCLUSIONS MAY NOT APPLY TO YOU. THIS LIMITED WARRANTY GIVES YOU SPECIFIC LEGAL RIGHTS, AND YOU MAY ALSO HAVE OTHER RIGHTS WHICH VARY FROM STATE TO STATE OR PROVINCE TO PROVINCE.

What does this warranty cover?

This warranty covers against a failure due to a defect in material or workmanship within two years of original retail purchase.

What does this warranty NOT cover?

This warranty does not cover any product which has been altered or adjusted in any way from its original model. It will not cover any product which has been damaged due to misuse, abuse, accident or negligence. This warranty does not cover incidental or consequential damages. This warranty does not apply to product purchased used or from an unauthorized seller.

What will be done to correct problems?

We will replace any defective part (within the coverage period) at no charge.

How do I contact someone about a warranty issue?

You can contact our toll-free number 1-877-575-3173 or use our website at scentcrusher.com. In order to be eligible for this warranty you must keep your receipt as proof of date of sale.

What is the return policy?

Please refer to the Return Policy and Procedures of your place of purchase for returns and refunds.

INCLUDED

One (1) Wall Outlet Adapter

One(1) Car Outlet Adapter

WARNING AND SAFETY INSTRUCTIONS

- USE ONLY FOR INTENDED PURPOSES.
- READ AND UNDERSTAND ALL SAFETY WARNINGS BEFORE USING THE OZONE MACHINE.
- USE IN WELL VENTILATED AREA.
- KEEP AWAY FROM CHILDREN AND PETS DURING USE.
- KEEP OZONE MACHINE DRY.
- AVOID USE IN AN ENVIRONMENT WITH STRONG STATIC ELECTRICITY OR MAGNETIC FIELD.
- AVOID USE IN EXTREMELY HIGH TEMPERATURE OR HIGH HUMIDITY. HIGH TEMPERATURE AND/OR HUMIDITY WILL GREATLY REDUCE THE EFFECTIVENESS OF THE UNIT.
- DO NOT DISMANTLE OR TAMPER WITH THE EQUIPMENT.
- DO NOT BLOCK THE AIR INTAKE AS IT WILL AFFECT THE AIR VENTILATION.